



上海绿地集团房地产开发有限公司



			4
1		1400	4
2			4
3	7%	110	5
4			6
5	G20		6
6	2027	1000	7
7			8
8			8
9	8	TOPCon	9
10			10
11			12
12		HJT	13
13			13
14			14
			15
1	527		15
2			16

5				17
6	SEMI	2026	200mm	18
7				19
8	2027		150	19
9				20
10				20
11	7			21
12				22
13				22
				23
1	BC		30GW	23
2	27.15			23
3			ALD	24
4				25
5	TCL	12	BC	26
6			HPBC PRO	27
7				27
8	¢				

13		31
14	8	31
15	TCL	23.75% 232
16	IPO	345733
17	TOPCon	



2023-7-11

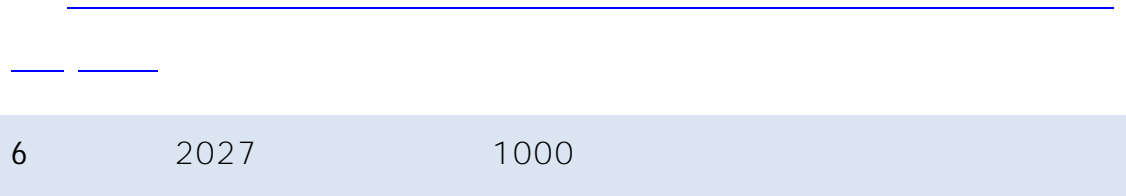
7 11 7 10

Vedanta 195 ~~15410~~

Vedanta

<http://www.stcn.com/article/detail/915714.html>

2030



2023-9-12

50%

70%

80%

(IEA) 2022

2030

210

2027 1000
2029 2030 2020 3000

https://bao.hvacr.cn/202309_2104906.html _____

7

2023-9-12

9 8

9

65%

2044 12 31

65%

2045

https://bao.hvacr.cn/202309_2104908.html _____

8

21

2023-9-19

TOPCon

BC

N

TOPCon

HJT

4 14

8.2695

TOPCon

TOPCon

TOPCon

2023 11

30

2.48085

TOPCon

https://mp.weixin.qq.com/s/bSz7mK2j_gLT-vZc5J0TrA

10

2023-10-16

10 13

FPA-1200NZ2C

11%



Nano-Imprint Lithography NIL

14nm

5nm

NIL

10nm

2nm

2004 NIL 2014

https://mp.weixin.qq.com/s/8xvVE5Vjv5lu-u_MFYjh1A _____

10 24

5

2.55

SiC

CEO

80%

SiC MOS

<https://www.stcn.com/article/detail/1013722.html>

14

2023-10-31

SolarEdge

SolarEdge

Q3

23Q3

7.2-7.3

8.8-9.2

SolarEdge

Norwegian Crystals

Norsun

9 11

<https://solar.ofweek.com/2023-10/ART-260008-8420-30614833.html> _____



1	527
---	-----

2023-9-3

2025

18%

527

527

2030

6.7

5 2800

527

390

2023 2024

2023 2024

5%

24

2024

5G

85% 75

25%

200mm

Teresa Ribera Rodríguez

https://bao.hvacr.cn/202310_2105123.html [Top](#)

9

2023-10-07

2030

42.5%

2022

22%

(VAT)

16

https://bao.hvacr.cn/202310_2105117.html [Top](#)

10

21

2023-10-18

10 17

BIS

2022 10 7

17 4.68% 1.37%

AI

21

BIS

<https://www.21jingji.com/article/20231018/herald/7bb8ba4d3605bef8562b34>

[c890ec5d87.html](#) [Top](#)

11 7

<https://www.21jingji.com/article/20231019/herald/baf5384ae2b5efe08c85031f>

[c542f199.html](#) [_Top](#)

12

2023-10-26

10 24

5

5

ESG

<https://www.stcn.com/article/detail/1015378.html> [_Top](#)

13

2023-10-30

10 24

5

625

<https://www.stcn.com/article/detail/1019054.html> [Top](#)



1 BC 30GW

2023-9-6

9 5

BC

BC

TOPCon

5 6 BC

BC

30GW HPBC

https://www.cs.com.cn/ssgs/gsxw/202309/t20230906_6365453.html [Top](#)

2 27.15

2023-9-4

8 31

5GW

ALD

6

HPBC PRO

21

2023-9-20

BC

BC

9 19

12GW

12GW

HPBC PRO

39.151

2024 11

2025 11

9 20

HPBC

HPBCPRO

HPBC

PRO

<https://www.21jingji.com/article/20230920/herald/a4a58b03b82b18f154d92b>

[28394826f2.html](#) [_Top](#)

7

2023-9-20

9 19

SIP

<https://www.semi.org.cn/site/semi/article/de279b00078d4ddb9c5e012e63226>

[13c.html](#) [_Top](#)

8

2023-9-24

FAT

RPD

RF

TCO ITO IWO ICO IZO Cu SnO2

NiO

<https://mp.weixin.qq.com/s/HwckFiayhWbhOzxwQEXiYw?version=4.1.9.6012>

[&platform=win](#) [_Top](#)

9

2023-9-27

9 26

11

16

21

2023-10-12

10 12

00451.HK

002015.SZ

36

583.86MW

70MW

<https://mp.weixin.qq.com/s/6SHQZlvncB3>

PVT

MOSFET 650V-1700V SiC MOSFET
 ,1700V/1000m MOSFET
 1200V/75m MOSFET OBC
 1200V /16m

8 2025 2028

<https://www.semi.org.cn/site/semi/article/59f2096646ae4b9ab1e6e027b49df7>

[69.html](#) [Top](#)

15	TCL	23.75%	2
----	-----	--------	---

2023-10-25

10	25	TCL	2023	2023
TCL	486.54	61.88	23.75%	
	TCL			
		5	10	TCL 2023
	2007			
TCL		23.75%		
TCL	2023	2023	TCL	

486.54

61.88

23.75%

26%

85.1GW

68% 2023

2023 2

<https://www.stcn.com/article/detail/1015190.html> [Top](#)

16

IPO

3457

2023-10-25

10 24

IPO

1968

1980

1985

1993

2010

500

200

31

40

19

https://bao.hvacr.cn/202310_2105336.html [Top](#)

17

TOPCON

2023-10-27

10 26

BC

BC

BC

PERC TOPCon

BC

BC

TOPCon

https://www.cs.com.cn/ssgs/gsxw/202310/t20231027_6372834.html

18

IPO

109

2023-10-30

10 26

10 25

TOPCon

182 210

LCOE

2022 12 13

16

				36,830.00	23,698.57
--	--	--	--	-----------	-----------

2023 11 28 14:30

2023 11 28

2023 11 28 9:15

9:25 9:30 11:30 13:00 15:00

2023 11 28 9:15

15:00

2023 11 21

108

< > 6

<http://www.cninfo.com.cn/new/disclosure/stock?orgId=9900003433&stockCode=002158>

()

2023-9-4

(002158)

2023	1	2023H1	17.69
29.19%		3.66	48.56%
3.52	60.44%	2	2023Q2
39.31%		2.49	61.02%
2.42	71.48%		
		2023H1	17.69
29.19%		7.46	45.00%
42.19%		8.98	21.76%
50.74%			

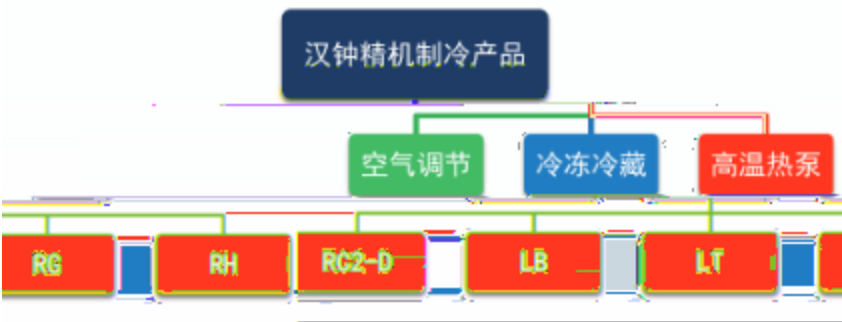
			2023H1	38.37%	+4.16pct
	20.66%	+2.69pct		19.88%	+3.87pct
	14.81%	+0.89pct	2023Q2	39.34%	+2.49pct
+4.16pct		23.08%	+3.11pct		22.42%
+4.20pct					

		2023-2025		39.85/47.48/56.27
	+22.03%/19.13%/18.52%		7.93/9.92/11.98	
+23.11%/23.02%/20.79%	EPS	1.48/1.85/2.24	PE	17/14/11

https://pdf.valueonline.cn/web/viewer.html?v=20200509&file=https%3A%2F%2Fpdf.dfcfw.com%2Fpdf%2FH301_AP202309041597470445_1.pdf%26originTitle%3D%E7%9C%9F%E7%A9%BA%E4%BA%A7%E5%93%81%E5%A2%9E%E9%80%9F%E8%BE%83%E9%AB%98%EF%BC%8C%E7%9B%88%E5%88%A9%E8%83%BD%E5%8A%9B%E6%8C%81%E7%BB%AD%E7%A8%B3%E6%AD%A5%E6%8F%90%E5%8D%87.pdf&spm=00.01.0030.0003 [Top](#)

在前期疫情后，冷链物流行业加速发展，同时政府出台相关政策意见为行业发展带来良好政策环境。电商冷链物流系统的发展以及食品加工企业产能扩张，

疫情之后，冷链行业加速发展，同时政府出台相关政策意见为行业发展带来良好政策环境。电商冷链物流系统的发展以及食品加工企业产能扩张，




在市场上单级压缩机是冷库市场的主流产品，全世界各国也都是以单级压缩机为主。但是在冷冻库应用中，单级压缩机与双级相比，性能上确



3

冷冻库应用上的压缩机在有一部分都运行的情况，单级压缩机比双级



2023

LC

160

2023

LT-S-200/100-IVX 450

300

2.5

450

4

RGII

96%~98%

50%

50%

<https://mp.weixin.qq.com/s/qzuNgKOak3cdACVtUerciQ> [Top](#)

2023-10-29

(002158)

2023		TOPCon		+	
1	2023	29.1		24.4%	6.8
	43.5% Q3	11.4		18%	3.1
	38%				
	TOPCon				
2		40.1%	+4.2pct	23.4%	+3.1pct

Q3	42.7%	+4.5pct	27.7%	+4pct	
3		2.9	186.5%	11.3	
19.1%			2023	TOPCon	
4	1.51		27%	5.2%	+
		+			
1			70-80%		
	+ /				
TOPCon		HJT			
2					

2023-2025				
40.1/47.2/55.5	40.1/47.2/55.5		8.7/10.4/12.4	
	8.17/9.79/11.69	5.35	EPS	¢ %
1.63/1.95/2.32	1.53/1.83/2.19	PE	13/11/9	
1	2		3	
	4	5		

https://pdf.valueonline.cn/web/viewer.html?v=20200509&file=https%3A%2F%2Fpdf.dfcfw.com%2Fpdf%2FH301_AP202310301605641197_1.pdf

https://pdf.dfcfw.com%2Fpdf%2FH301_AP202310301605641197_1.pdf [Top](#)

	2023		2023	Q3
	11.37	17.68%	5.38%	/
	3.14/2.97	37.94%/37.17%	26.21%/22.63%	
	Q3			

[https://pdf.valueonline.cn/web/viewer.html?v=20200509&file=https%3A%2F%](https://pdf.valueonline.cn/web/viewer.html?v=20200509&file=https%3A%2F%2F)

Q3	+38%				
2023		29.1	24%	6.8	
43.5%	Q3	11.4	18%	3.1	
38%				1	
		2			
2023		40.1%	4.2pct	23.4%	
3.1pct	Q3	42.7%	/	4.5/3.4pct	27.7%

2023-2025

8.52(8.2)/10.64(9.8)/12.67 12.1) PE

13.71/10.97/9.22

https://pdf.valueonline.cn/web/viewer.html?v=20200509&file=https%3A%2F%2Fpdf.dfcfw.com%2Fpdf%2FH301_AP202310301605660057_1.pdf [Top](#)